

## Fast, Non-rotating Spindle Digital Micrometer Quickmike

Small Tool Instruments  
and Data Management

COOLANT PROOF™ IP65



**20X** Faster Spindle Speed



1 thimble revolution  
= 10mm of stroke



## Quickmike's evolution to easier and speedier measurement!

# Quickmike

**MeasurLink<sup>®</sup> ENABLED**  
Data Management Software by Mitutoyo

Products equipped with the measurement data output function can be connected to the MeasurLink data network system.



293-666-20



293-668-20



### Quick measurement 20 times faster feed rate

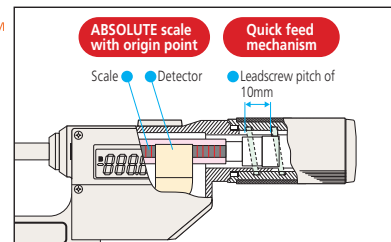
The Quickmike provides a speedy spindle feed of 10 mm per thimble rotation that enables widely differently sized features to be measured quickly. Also, 1-2"/30 mm of wide measuring range, which is .2"/5 mm longer than the standard type, allows measurement of multiple workpieces.



### Absolute scale

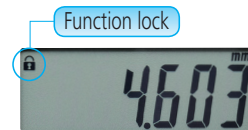
The ABS (absolute) linear scale eliminates the need for origin point setting at every power-on and achieves high reliability while being free from overspeed error.

**ABSOLUTE<sup>™</sup>**



### Function locking prevents misoperation

Function lock enhances usability by preventing the origin from being accidentally changed during measurement.



### Protection level upgraded from IP54 to IP65

Resistant to oil, water, and dust ingress. Useful on the shop floor where coolant may splash on the micrometer.

## COOLANT PROOF<sup>™</sup> IP65

COOLANT PROOF is the universal term for Mitutoyo Digimatic Small Tool Instruments that are not only resistant to dust and water ingress but also to deterioration due to contact with the cutting oil or coolant fluids\*1 in normal use.

\*1: Some types of aggressive cutting oil or coolant may degrade the sealing materials over time.

### Minimum-value hold function ensures measurement value is retained

The micrometer spindle can be retracted from the workpiece while the measurement value is retained in the display until cleared.



### Visibility improved

Extra-large LCD digits enable easy reading of measurement values.



### Extended battery life

Low-power electronics have extended the battery life to 5 years in normal use\*2.

\*2: Typical, assuming average frequency of use and normal applications.

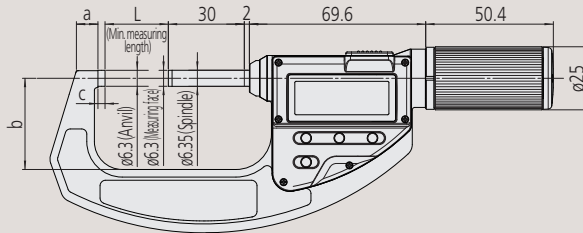
# Standard Micrometers

## Specifications

Inch/Metric		Order No.	Range	Accuracy*	Flatness	Parallelism	Constant-force device	Mass	Output function
		293-676-20	0 - 1.2 in	±0.0001 in ±0.00015 in	0.000012 in	0.00008 in	Yes	275 g	Yes
		293-677-20	1 - 2.2 in					340 g	
		293-678-20	2 - 3.2 in					480 g	
		293-679-20	3 - 4.2 in					585 g	

Metric		Order No.	Range	Accuracy*	Flatness	Parallelism	Constant-force device	Mass	Output function
		293-666-20	0 - 30 mm	±2 μm ±3 μm	0.3 μm	2 μm	Yes	275 g	Yes
		293-667-20	25 - 55 mm					340 g	
		293-668-20	50 - 80 mm					480 g	
		293-669-20	75 - 105 mm					585 g	

## Dimensions



Unit: mm

Measuring range	L	a	b	c
0 - 30 mm	0	6.2	25	2
25 - 55 mm	25	8.5	36	2.8
50 - 80 mm	50	10.3	47	2.8
75 - 105 mm	75	10.7	60	2.8

## Special-purpose types

### Disk Micrometers



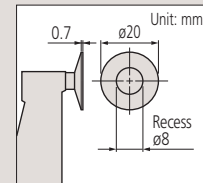
#### Features

- For root tangent length measurement of spur and helical gears
- Measurable range of gear pitch: 0.5 to 6 module

#### Specifications

- Ranges: 0 - 1.2 in (369-421-20)
- 1 - 2.2 in (369-422-20)
- 0 - 30 mm (369-411-20)
- 25 - 55 mm (369-412-20)

- Accuracy: ±0.0002 in / ±4 μm
- Parallelism: 0.0002 in / 4 μm
- Flatness: 0.00004 in / 1 μm



### Blade Micrometers



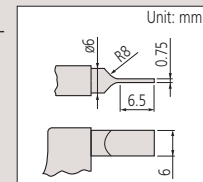
#### Features

- Blade type anvil and spindle for measuring narrow-groove diameters and similar features of round workpieces.

#### Specifications

- Ranges: 0 - 1.2 in (422-421-20)
- 1 - 2.2 in (422-422-20)
- 0 - 30 mm (422-411-20)
- 25 - 55 mm (422-412-20)

- Accuracy: ±0.00015 in / ±3 μm
- Parallelism: 0.00015 in / 3 μm



### Crimp Height Micrometer

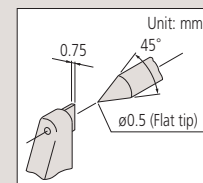


#### Features

- For crimp height measurement of a crimped terminal

#### Specifications

- Range: 0 - 15 mm (342-451-20)
- Accuracy: ±3 μm



### Common specifications

- Spindle feed: 10 mm per revolution
  - Resolution: 0.001 mm
  - Protection level: IP65 \*3
  - Power supply: Silver oxide button cell battery SR44
  - Battery life: Approx. 5 years under normal use
  - Output: Measurement Data
  - Operating temperature: 5 to 40 °C
  - Storage temperature: -10 to 60 °C
  - Standard accessories: Silver oxide button cell battery SR44 (938882), 1 pc. supplied for testing purposes only.
  - Setting standard (excluding 0-15/30 mm and 0-1.2 inch range models)
- \*3: Rust prevention treatment should be applied after use.

### Common functions

- Preset (ABS measurement system)
- Zero-setting (INC measurement system)
- Hold
- Function lock
- Auto power off
- Measurement Data output
- Error alarm
- Minimum value hold

### Optional accessories

- Connecting cable to DP-1VA LOGGER and other peripherals
  - 1 m: **05CZA662**
  - 2 m: **05CZA663**
- Digimatic mini processor DP-1VA LOGGER: **264-505A**
- Connection with PC (wired communication): USB Input Tool Direct
  - USB-ITN-B (2 m): **06AFM380B**
- Connection with PC (wireless communication): Connecting cable to U-WAVE-T (160 mm): **02AZD790B**
- Cable for foot switch: **02AZE140B**



**Whatever your challenges are,  
Mitutoyo supports you from start to finish.**

Mitutoyo is not only a manufacturer of top-quality measuring products but one that also offers qualified support for the lifetime of the equipment, backed by comprehensive services that ensure your staff can make the very best use of the investment.

Apart from the basics of calibration and repair, Mitutoyo offers product and metrology training, as well as IT support for the sophisticated software used in modern measuring technology. We can also design, build, test and deliver measuring solutions and even, if deemed cost-effective, take your critical measurement challenges in-house on a sub-contract basis.



**Find additional product literature  
and our product catalog**

[www.mitutoyo.com](http://www.mitutoyo.com)

**Note:** All information regarding our products, and in particular the illustrations, drawings, dimensional and performance data contained in this printed matter as well as other technical data are to be regarded as approximate average values. We therefore reserve the right to make changes to the corresponding designs. The stated standards, similar technical regulations, descriptions and illustrations of the products were valid at the time of printing. In addition, the latest applicable version of our General Trading Conditions will apply. Only quotations submitted by ourselves may be regarded as definitive. Specifications are subject to change without notice.

Mitutoyo products are subject to US Export Administration Regulations (EAR). Re-export or relocation of our products may require prior approval by an appropriate governing authority.

**Trademarks and Registrations**

Designations used by companies to distinguish their products are often claimed as trademarks. In all instances where Mitutoyo America Corporation is aware of a claim, the product names appear in initial capital or all capital letters. The appropriate companies should be contacted for more complete trademark and registration information.



**Mitutoyo America Corporation**

[www.mitutoyo.com](http://www.mitutoyo.com)

One Number to Serve You Better  
1-888-MITUTOYO (1-888-648-8869)

**M<sup>3</sup> Solution Centers:**

- Aurora, Illinois (Headquarters)
- Boston, Massachusetts
- Charlotte, North Carolina
- Cincinnati, Ohio
- Detroit, Michigan
- Los Angeles, California
- Birmingham, Alabama
- Seattle, Washington
- Houston, Texas